

## Shutters

	Louvered	Louvered	Raised Panel	Louvered	Raised Panel	Shutter Brackets	Shutter Brackets	Arch Top for Raised Panel	Louvered Quarter Round	Raised Panel Quarter Round
Width	9"	12"	12"	15"	15"	12"	15"	15"	15"	15"
Heights for Louvered and Raised Panel	31", 36", 39", 43", 48", 52", 55", 60", 64", 72", 75", 80"									
Units Per Box	1 Pair	1 Pair	1 Pair	1 Pair	1 Pair	12	12	1 Pair	1 Pair	1 Pair
Product Code	LV9	LV12	RP12	LV15	RP15	S2031	S5031	A5	QL	QR

Custom shutters available. Contact Bluegrass Products for further information.

## Accessories

	Reducer 4" to 3"	Aluminum Tube 4" x 10"
Units Per Box	20	24
Product Code	34	TUBES

## Custom Gable Vents

	Gable Panel 42"	Starter Rail Connector	Starter Rail	J-Channel	F-Channel
Vent Area	70 sq. in.	N/A	N/A	N/A	N/A
Outside Dimensions	13.14" x 42"	2" x 1.27"	2" x 1.5"	1.40" x 2"	1.43" x 2.04"
Length	42"	N/A	42" 84"	42" 84"	42" 84"
J-Channel Positions	N/A	N/A	N/A N/A	1.40" 1.40"	1.43" 1.43"
Units Per Box	8	32	8 48	8 48	8 48
Product Code	50	51	52 55	53 56	54 57

## Vents

	Bathroom Vent	Soffit Vent Cover	Dryer Vent
Outside Dimensions	7.25" x 7.25"	7.5" x 7.5"	8" x 9"
Depth of J-Channel	1"	N/A	1"
J-Channel Positions	.75" to 1.25"	N/A	.75" to 1.25"
Units Per Box	4	10	4
Product Code	19	18	20

## Gable Vents

	Square 15" x 15"	Vertical 15" x 20"	Vertical 20" x 26"	Vertical 24" x 30"	Round 20"	Round Top 15" x 22"	Half Round 32" x 20"	Octagon 16"	Octagon 20"	Octagon 30"
Vent Area	30 sq"	42 sq"	88 sq"	132 sq"	52 sq"	51 sq"	100 sq"	29 sq"	54 sq"	134 sq"
Outside Dimensions	15" x 15"	15" x 20"	20" x 26"	24" x 30"	20"	15" x 22"	32" x 20"	16"	20"	30"
Rough Opening	11" x 11"	11" x 16"	16" x 22"	20" x 26"	16"	11" x 16"	28" x 16"	12"	16"	26"
Depth of J-Channel	1.9"	1.9"	1.9"	1.9"	1.9"	1.9"	1.9"	1.9"	1.9"	1.9"
J-Channel Positions	.75" to 1.25"	.75" to 1.25"	.75" to 1.25"	.75" to 1.25"	.75" to 1.25"	.75" to 1.25"	.75" to 1.25"	.75" to 1.25"	.75" to 1.25"	.75" to 1.25"
Units Per Box	1	1	1	1	1	1	1	1	1	1
Product Code	21	22	23	29	27	26	28	25	24	30

## Mounts

	Electrical Mount	Faceplate	Coach Cover	Standard Mount	Mini Mount	Recessed Mini Mount	Large Standard Mount	Meterbase Mount	Flush Mount	Recessed Split Mount	Recessed Cover	Spacer
Outside Dimensions	7.5" x 7.75"	7.62" x 7.87"	7.62" x 12"	7.5" x 7.75"	6" x 4.5"	5.5" x 7.37"	7" x 12"	14.5" x 19"	7" x 7"	6" x 8.5"	3.5" x 6"	5.75" x 6"
Depth of J-Channel	1"	N/A	N/A	1"	.75"	1"	1"	1"	N/A	1"	N/A	1.25"
J-Channel Positions	.8"	N/A	N/A	.75" to 1.25"	.75" to 1.25"	.75" to 1.25"	.75" to 1.25"	N/A	N/A	.75" to 1.25"	N/A	1.25"
Units Per Box	10	10	10	10	10	10	10	1	10	10	10	10
Product Code	10	11	14	13	43	44	41	42	17	15	16	12

Available in a wide range of colors. Visit our Web site:

[www.bluegrassproducts.com](http://www.bluegrassproducts.com)

Authorized Dealer:

American Ingenuity



14986 12/07

# Shutters, Vents & Mounts

The right finishing details *make all the difference*

American Ingenuity



2008





## Leading the Way in Design & Practicality

Bluegrass Products has long been an industry leader in the design and manufacture of quality shutters, mounts and vents. By focusing solely on these three categories, and by dedicating our vast resources to cutting-edge research and technology, we've developed patented designs that enable our products to protect and beautify home exteriors better than ever before. From shutters that add the perfect decorative touch to gable vents that help prevent water infiltration, Bluegrass has the right exterior detail for your home.

# Shutters

Bluegrass Shutters, with their solid wood look, wide color selection and incomparable performance, are an ideal way to add beauty and charm to any home exterior. From curb appeal to backyard views, Bluegrass Shutters complete the picture. Beautifully.



This backyard view is elegant and inviting thanks to Bluegrass Shutters in Dark Blue.

### Benefits of Bluegrass Shutters




- True 9", 12" & 15" widths allow full coverage over lines when replacing old wood shutters
- Shutters are heavier than industry standards for that truly solid wood look
- Color-through process resists fading and hides scratches to keep its freshly painted look for years
- Detailed woodgrain finish captures real wood look, but without the maintenance
- Louvers are more rigid for improved performance
- Shutter fasteners are included for easy mounting into siding and brick
- Available in Louvered and Raised Panel styles and 13 popular colors + pre-primed for greater design flexibility

All shutter colors can be painted using XIM Plastic & Vinyl Primer. Contact Bluegrass Products for ordering information. \* 9" width available in Louvered only.

### Shutter Hidden Mounting Brackets

- Brackets available for 12" and 15" shutters
- Kit includes 12 brackets, concrete plugs and screws
- No visible mounting on shutter surface for clean appearance



RAISED PANEL

LOUVERED PANEL



**Before** Without Bluegrass Shutters, this home's exterior looks bland and unfinished.



**After** Bluegrass Shutters in Black are the perfect decorative accent to highlight this home's exterior beauty.

### Shutter Tops

- Available for 15" Shutters
- Louvered and Raised Panel Quarter Rounds
- Raised Panel Elliptical Arch Tops
- Unique slip-on-catch allows for easy installation



### Replacing old wood shutters has never been easier.

With its true 9", 12" or 15" widths, Bluegrass Shutters install quickly and easily to cover any lines or marks, giving homes a beautifully clean, finished look.



These shutters are too narrow to cover old lines, giving this home an unappealing, unprofessional look.

Installation is beautiful and clean as all lines are conveniently hidden with Bluegrass Shutters.



**NEW!**

Create your own Gable Vent design

Custom build any shape and size Gable Vent on site, such as triangles, rectangles, squares, elongated octagons and diamonds.

Custom Gable Vent shown in this photo is 10 ft. wide



With innovative design elements, quality construction and virtually maintenance-free performance, Bluegrass Mounts are the ideal choice for any exterior mounting application.

**Benefits of Bluegrass Mounts**

- Ideal for new construction or remodeling
- Wide selection to accommodate many applications
- Easy installation with vinyl siding
- Available in a range of popular colors
- Color-through process resists fading and hides scratches
- Weather-resistant polymer won't fade, peel or flake
- Virtually maintenance-free

Patent # 6,723,921 and 6,825,414

# Mounts



## Electrical Mount



- **Electrical code approved mounting block ensures proper installation of light fixtures and electrical receptacles**
- Keeps wires safely hidden to protect your home and provides a beautiful, clean, finished look
- Virtually airtight electrical box is self-contained inside mount to seal off the wiring from the elements
- Quick and easy installation

Patent # 6,723,921 and 6,825,414

## Typical Installations for Electrical Mount

### Light Fixture

Clearance holes under fixture screws to eliminate binding of screws

Light fixture bracket shown supplied with light fixture

Bracket mounting holes

*No special screws required. Simply use screws that are supplied with light fixture.*



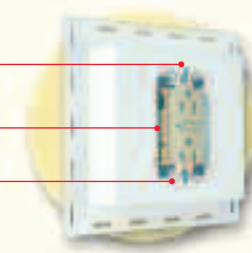
### Electrical Receptade

Clearance holes for cover plate screws

e-Mount body is deep enough to allow for GFI receptacle

Mounting holes for receptacles

*No special screws required. Simply use screws that are supplied with light fixture.*



### Electrical Mount Spacer

Extends e-Mount flange opening from 3/4" to 1 1/4" for thicker insulated panels



### New Construction

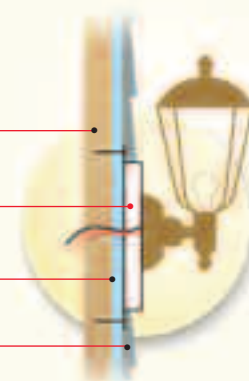
Stud

**Electrical Mount**

No electrical box required

Insulation Board

Siding



### Remodeling

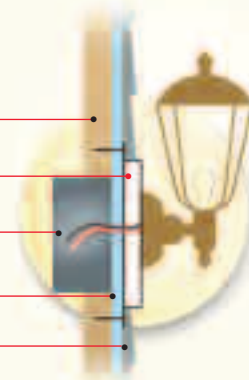
Stud

**Electrical Mount**

Old Electrical Box

Insulation Board

Siding



Faceplate	Coach Cover	Standard Mount	Flush Mount	Large Standard Mount	Mini Mount	Recessed Mini Mount	Meterbase Mount	Recessed Split Mount	Recessed Cover
<ul style="list-style-type: none"> <li>• Snaps easily over the Electrical Mount, enabling you to change its color to match or accent your siding</li> <li>• Also available in Polished Brass</li> </ul>	<ul style="list-style-type: none"> <li>• Snaps easily over the Electrical Mount to enlarge the mounting surface for large coach light fixtures</li> </ul>	<ul style="list-style-type: none"> <li>• This standard model is a practical choice for mounting light fixtures, receptacles and faucets</li> <li>• To be used in conjunction with an electrically-approved box</li> </ul>	<ul style="list-style-type: none"> <li>• The perfect choice for mounting light fixtures and receptacles after siding has been installed</li> <li>• Fits on top of Double 4" and Double 5" lap siding</li> </ul>	<ul style="list-style-type: none"> <li>• The perfect choice to mount large light fixtures, house address numbers, gang electric boxes and other items too large for a regular size mount</li> </ul>	<ul style="list-style-type: none"> <li>• Used for mounting door bell buttons, receptacles or any other small items</li> </ul>	<ul style="list-style-type: none"> <li>• Pre cut out allows for easy mounting of receptacles</li> </ul>	<ul style="list-style-type: none"> <li>• Used for mounting meterbases, hose reels and any other large items</li> <li>• Offset flange allows the ability to stack meterbases next to each other for gang meters</li> </ul>	<ul style="list-style-type: none"> <li>• Fits easily around existing water faucets and receptacles, sealing the area and creating a clean, attractive finish</li> <li>• Larger than industry standard, providing more room for clear turning of faucet handle</li> <li>• Splits apart for easier installation</li> </ul>	<ul style="list-style-type: none"> <li>• Fits easily over the Recessed Split Mount with a push snap to protect faucets from winter elements</li> <li>• Foam-filling provides extra protection from harsh weather</li> <li>• Comes in Black only, to absorb the heat of the sun</li> </ul>
Patent # 6,723,921 and 6,825,414	Patent # 6,723,921 and 6,825,414							Competitor Bluegrass	